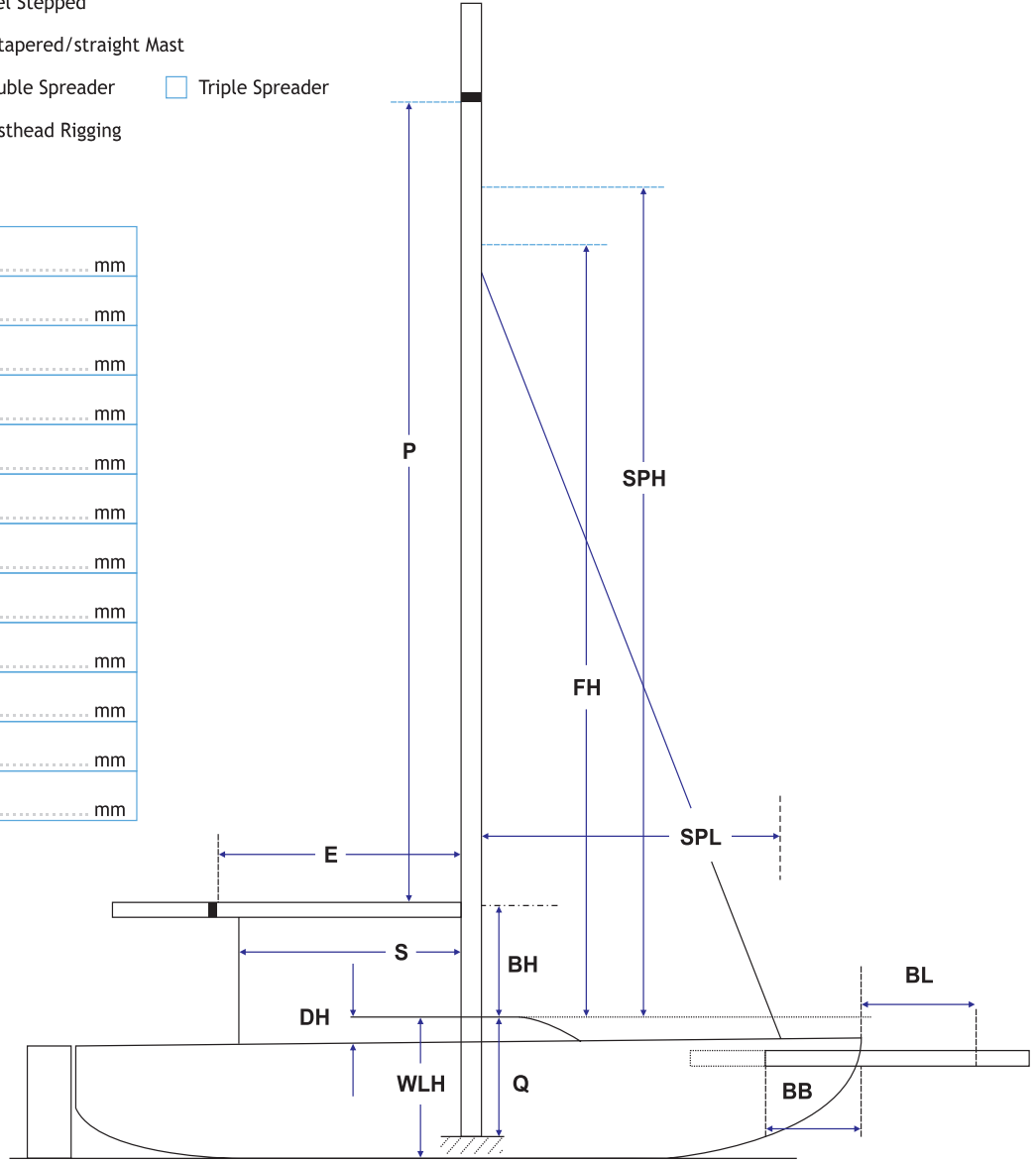


BOAT DIMENSION FORM

Boat Type		Boat Owner	
Boat Brand		Address	
Boat Model			
		Telephone	E-mail

- Deck Stepped Keel Stepped
 Tapered Mast Untapered/straight Mast
 Single Spreader Double Spreader Triple Spreader
 Fractional Mast Rigging Masthead Rigging

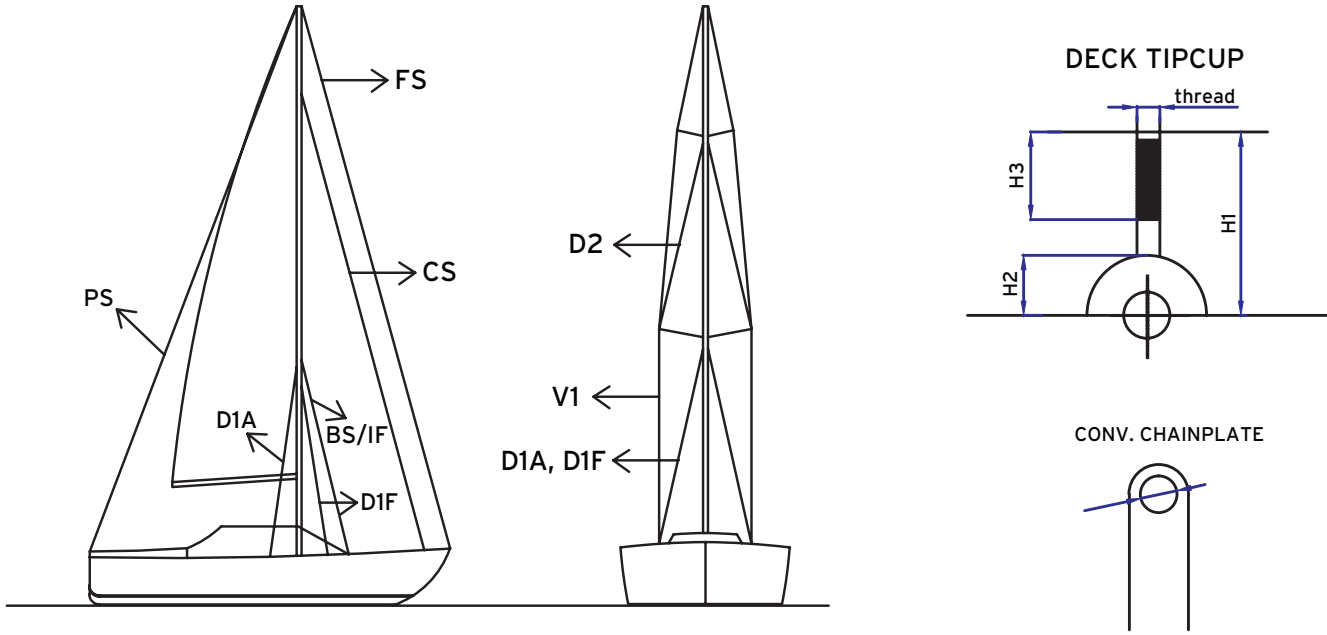
SPH mm
FH mm
P mm
Q mm
E mm
SPL mm
S mm
BH mm
DH mm
WLH mm
BB mm
BL mm



- SPH : Spinnaker halyard exit height
 FH : Forestay connection height
 P : Distance from top side of boom to black line
 BH : Distance from top of the cabin to top side of the boom
 Q : Distance from keel step to top of cabin
 E : Distance from aft of mast to black line on boom
 S : Distance from aft of mast to main sheet connection point
 SPL : Distance from front of the mast profile to front end of spinnaker pole
 BL : Dimension of bowsprit out of boat
 BB : Dimension of the bowsprit within the boat line
 WLH : Dimension from waterline to top of cabin
 DH : Height of chain plates from freeboard

Notes	Client
.....	Signature
	Date

BOAT DIMENSION FORM

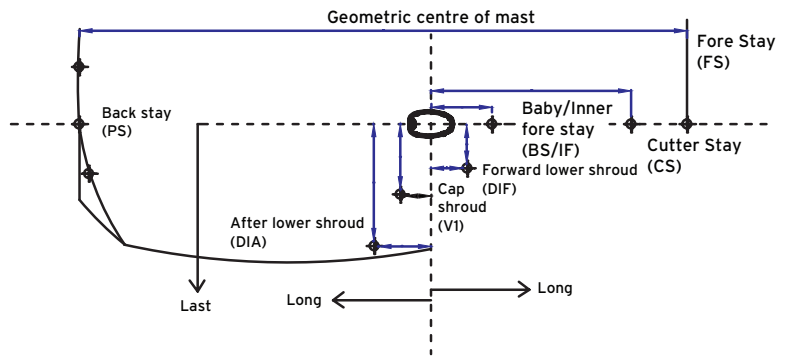
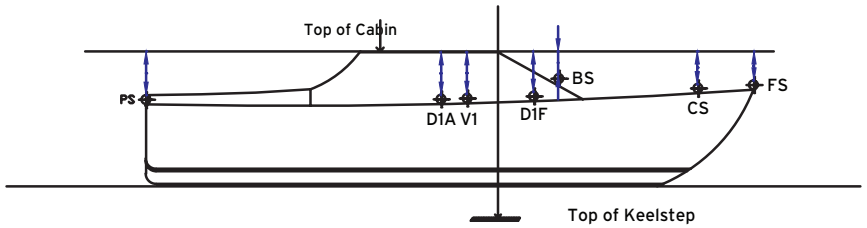


Mast Rake mm

Chainplate (mm)				
	Lat.	Long	Vert	∅
V1				
D1A				
D1F				
BS/IF				
CS				
FS				
PS				

DECK TIP CUP (mm)				
	H1	H2	H3	Thread
V1				
D1A				
D1F				

All measure to centre of symbol
Use "mm"



Notes

Client
Signature
Date